

HBE 300

The HBE 300 is able to control both CAN-compatible warning systems as well as analogue supplements. A special version of the HBE 300 was developed for use in amber light scenarios.



PRODUCT FEATURES:









- CANopen Standard 447
- 8 fast access buttons
- 4 menu buttons
- Buttons with location and activation lighting
- Integrated microphone for public address
- High-contrast wide angle lens
- Easy to operate thanks to large buttons
- Convenient menu navigation with self-explanatory icons
- Analogue outputs for additional functions
- Can be used in any vehicle (even without a 447 gateway)
- Various models available
- Optimal for controlling DBW 4000 and DBW 5000

Homologation: (Germany and international)





EMC in accordance with ECE-R10:

Ⓔ10R-05 6932

Examples:

Functions of the fast access button (HBE300 GE1)	
	Switches on the main beacons and, if necessary, front flasher and 3 beacons together. Night dimming is activated during operation by pressing and holding the button (> 3 sec.).
	Activates/deactivates the front flasher when the main beacons are activated. (locks with the main beacons).
	Activates/deactivates the built-in front-facing working lights. A condition (approval signal) might be required or configurable.
	Activates/deactivates the built-in rear-facing working lights. A condition (approval signal) might be required or configurable.
	Activates/deactivates the backlighting of the message in the lightbar. A quiet tone sequence cycle is triggered by pressing and holding the button if the main beacons are activated and the ignition is switched on (Kl.15).
	Activates/deactivates the rear warning system. A condition (approval signal) might be required or configurable.
	Activates/deactivates the built-in left-facing working lights. A condition (approval signal) might be required or configurable.
	Activates/deactivates the built-in right-facing working lights. A condition (approval signal) might be required or configurable.



Functions of the fast access buttons (HBE300)	
	Navigate upwards through menu items and functions.
	Navigate downwards through menu items and functions.
	Select and choose menu items/functions.
	Return to the previous menu item level. By holding and pressing this button, you also switch off all active functions.